


R-1 Packing information

B036, Rev. -

1. Finish Goods PKG photo



2. Packing method




Fig.1- Tape pack for Axial Lead

Table 1. Packing information

Package version	Pcs/Tape	Tape per box	Inner box dimensions L×W×H (mm)	Inner box weight (Kg)	Outer box weight (Kg)
R-1	5000	1	255*80*153	1.3	13

3. Product orientation

Standard product orientation R-1



→
direction of feed

Fig 2. Product orientation in carrier tape

4. Carrier tape dimensions

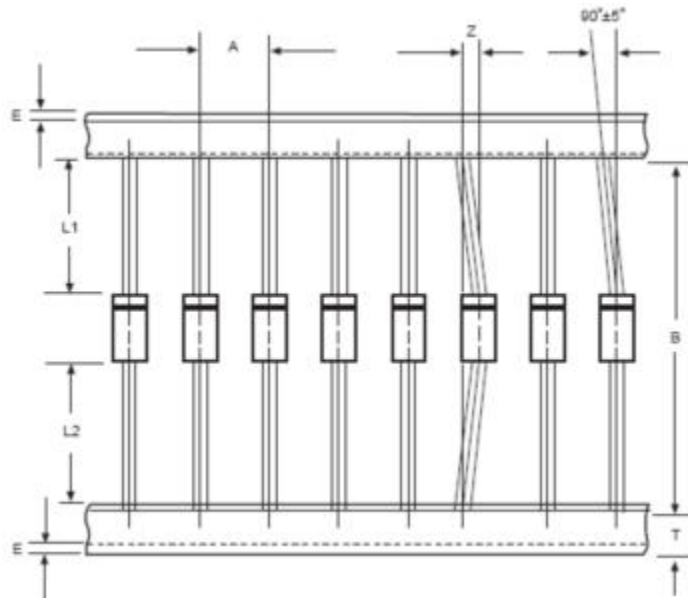


Fig 3. Carrier tape dimensions

Table 2. Carrier tape dimensions

COMPONENT OUTLINE	COMPONENT PITCH A	INNER TAPE PITCH B		CUMULATIVE PITCH TOLERANCE
	$\pm 0.5\text{mm}$ (.020")	$\pm 0.5\text{mm}$ (.020")	$\pm 1.5\text{mm}$ (0.059")	
R-1	10.0mm		52.4mm	2.0mm/10pitch

ITEM	SYMBOL	SPECIFICATIONS(mm)	SPECIFICATION(inch)
Component alignment	Z	1.2max.	0.048max.
Tape width	T	6.0 ± 0.4	0.236 ± 0.016
Exposed adhesive	E	0.8max.	0.032max.
Body eccentricity	IL1-L2I	1.0max.	0.040max.